

Infix Advocate Proposal



Year Of
2023-2024

TechnoTronix

+91 - 93437 87741

enquiry@technotronixs.com

OFFICE NO. 102, 1st FLOOR, RITURAJ BUSINESS PARK, BICHOLI
MARDANA, NEAR UNO BUSINESS PARK, BYPASS, | INDORE
(M.P) - 452016

Table Of Content

<u>01</u>	-----	Why Choose Us
<u>03</u>	-----	Our Vision
<u>04</u>	-----	Our Mission
<u>05</u>	-----	Our Service
<u>06</u>	-----	How We Do
<u>07</u>	-----	Technology Used
<u>08</u>	-----	Project Overview
<u>09</u>	-----	Project Features
<u>11</u>	-----	Project Demo
<u>12</u>	-----	Avaialble Add-ons
<u>18</u>	-----	Pricing
<u>19</u>	-----	Terms & Conditions
<u>20</u>	-----	Payment Information



Why Choose Us

We work with small - big businesses to provide reliable and affordable IT solutions that scale as you start to grow your business.

No job is too small for us. Whether you're a start-up, a solopreneur, or a growing small business, we can provide you with a range of solutions.

There are 3 Important Reasons why we are the best...

Creativity

Client objectives coupled with customer usability form the backbone of our application design and development. We're a creative company delivering well-designed and developed websites, mobile, and software. Over the years we've established ourselves as one of the top IT companies.

We pay attention to details and create pixel-perfect layouts that will surely make your application stand out from the crowd. There are many design layouts included in TechnoTronix that provide you with endless options for displaying your content in a new, efficient, and eye-catching way.


Experienced

At TechnoTronix we have more than 10 Years of experience when it comes to providing MLM Software, Website designing, Web Applications, Customized Software, and Mobile Application (Android app or Ios App) development solutions.



Skilled

TechnoTronix success and growth are a direct result of building a successful long-term relationship with our clients. We believe that we are not just suppliers to our clients, but partners. Our company history reveals that up to 70% of our business comes from our clients and that 90% of these clients have been with TechnoTronix for a period exceeding 4 years.



Our Vision

No matter which industry you belong to, every business must become digital

TechnoTronix is one of the prominent software companies that helps other organizations to transform into digital enterprises. It differentiates you from competitors in the market and provides better engagement with customers, partners, and employees.

We clearly understand that all customer landscapes are not of the same kind. That's why TechnoTronix sourcing methodology encompasses a clear solution especially crafted to address the clients' issues. We offer a phased approach towards your business drivers and help IT organizations to align their goals towards the overall vision of the business

Our main aim is to develop constantly and become a leading performer in this competitive global marketplace. Fortunately, we have been able to gather a crew of professionals that can shape and mold their collective experiences, all of them possess outstanding talent that can help to accelerate your organization.



Our Mission

To assist our clients to design and implement customized practical solutions in improving the performance of their businesses and people within

Our mission is to deliver optimal solutions with top quality and the best services at affordable prices. In Our Business Policy Customer satisfaction is given top priority. Our team is very friendly in dealings with the customers and it helps us to retain lifelong relationships with our existing clients and expand our customer circle worldwide. We always try to improve the quality of our products by exploring innovative ideas and new techniques.


We always try to enhance the efficiency, productivity, and capability of businesses by delivering services above & beyond industry values and customer expectations. We allow businesses to expand their boundaries by making innovative & impeccable business partnerships with us; our innovative ideas & cutting-edge solutions make outsourcing works for them.

We visualize our organization to be the first and the last stop for businesses across the globe seeking long-term success and prosperity with the help of our team.



Our Services

We work with you to achieve your goals



**WEB & PORTAL
DEVELOPMENT**




**OPEN SOURCE
DEVELOPMENT**



**E-COMMERCE
DEVELOPMENT**



**CMS APPLICATION
DEVELOPMENT**



**MOBILE APP
DEVELOPMENT**



**BRANDING &
MARKETING**




CREATIVE & DESIGN



SMS SERVICE


How We Do

A fresh approach to technical services for entrepreneurs...




Understanding

Initially, we suggest some ideas from clients' specifications that are somewhat vague. To develop these ideas into substantial apps or websites, we create proposals after asking some queries, what and why?



Prototyping

Prototyping is necessary, with this we can visualize how the actual app will work. Generally, to enable visualization, we employ wireframes because it will give you clear idea about how the project will work or how the app is going to look and work on different mobile devices.



Visualization

Once we have all the information along with appropriate wireframes, we have exhaustive deliberations with the client about how we plan to approach the project. A collaborative approach guarantees customer-centric app development.



Development

We begin with programming process in stages or iterations. Each stage will set the pace for subsequent iteration. It helps in making further plans more carefully. Our key to deliver successful results is to keep the processes simple which also helps our managers monitor development progress.



Testing


Comprehensive testing is deployed on the appropriate smartphone to ensure the app works perfectly, without any hitch. From content, we everything thoroughly product delivery.



Release

The most awaited and important step! In this phase, the mobile app is submitted to the app store so that it is available for download. Following the guidelines of all the app stores and submission cycles, our developers ensure that the apps smoothly sail through the review process.

Technology Used



Project Overview



InfixAdvocate application you can manage any Lawyer's Office Management, this application can manage your Lawyer, contract, case and all details, its 100% complete Management system Login

Project Features

Features

- Contact
- Opposite Lawyer
- Lobbing List
- Put Up Date
- appointment
- Contact
- Contact Category
- Client
- Client Category
- Cause
- Cause List
- Add new Case
- Case Category
- Judgment Case
- Closed Case
- Court
- Court Category
- Task
- To-Do List
- Human Resource
- Staff
- Role
- Attendance
- Even
- Payroll
- Leave
- Leave Type
- Leave Define
- Apply for Leave
- Leave carry Forward
- Leave Request
- Pending Leave
- Holiday Setup
- Language Setup

- Auto Update
- SMTP/PHP Mail
- Login Image Change option
- Email Template
- Date Format
- Currency
- Time Zone
- RTL
- Security Features
- JWT Authentication
- Cross-Site Scripting (XSS) Protection
- SQL Injection Protection
- CSRF Protection
- Secure Encrypt Password Hashing

Project Demo

To test demo use the below credentials

Admin URL

Url: <https://infixadvocate.demoworld.co.in/login>

Admin Login

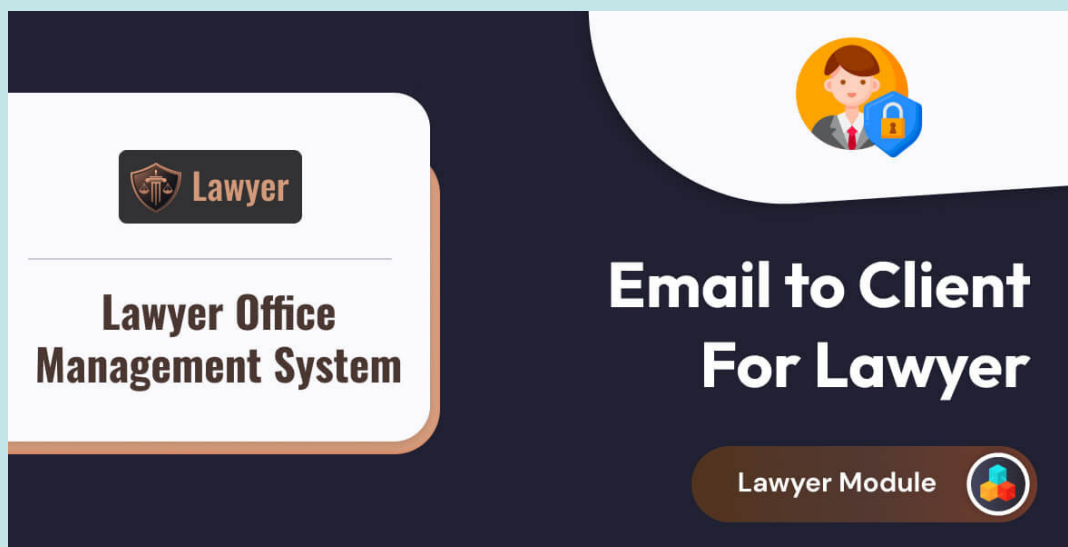
User Name: demo@technotronics.com

Password: 123456789

Available Add-Ons

Need to purchase separately

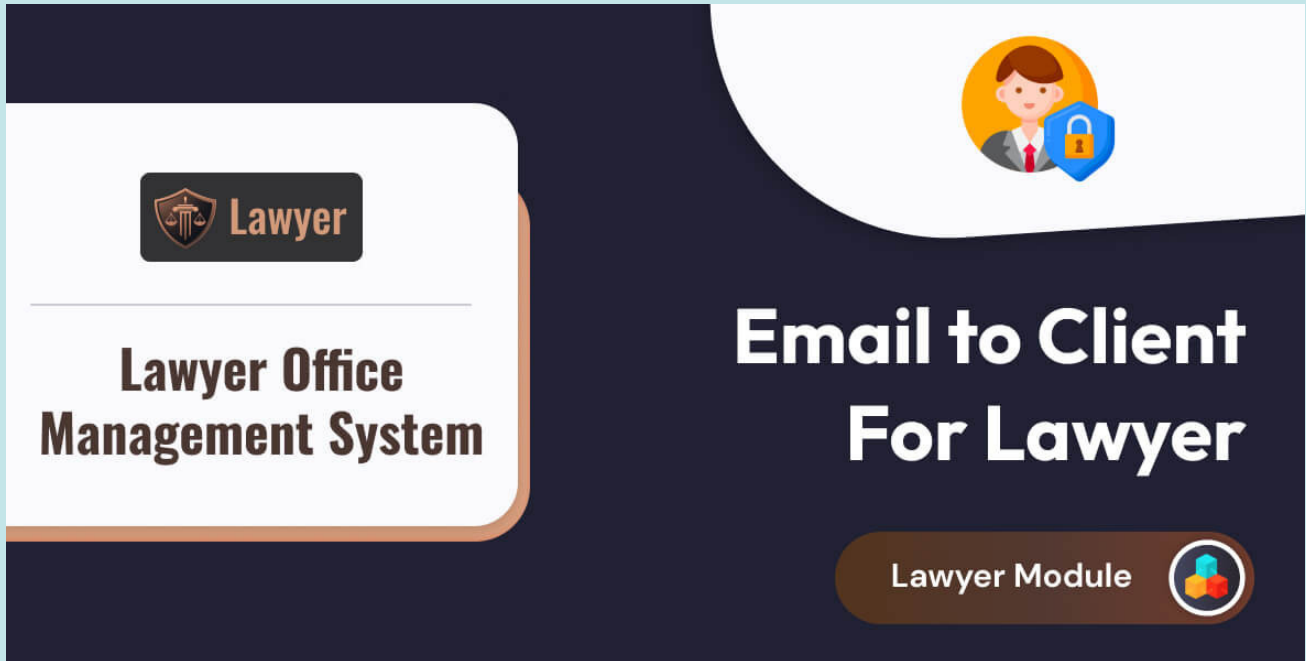
Add-ons don't work stand alone to use an Add-on you must purchase Infix Advocate Base Application



Email to CL is a very simple & useful module. It's a full-featured module. This module will help to notify case details to the court and opposite lawyers and the admin can send a notification to the desired court.

Key points of the Email to Client module are:

- Mail to the desired court
- Mail to an opposite lawyer



Revenues originate from the cases, and the cases have the customers as responsible for the payment.

When starting a case, there is a field to inform the amount that will be charged for the services performed in the case.

The key points of the Finance module are:

- Chart of accounts
- Bank Accounts
- Add, Edit, Delete Vendor
- Fields: Company Name, First Name, Last Name, Email, Mobile, Alternate mobile, Address, Country, State, City, Tax id
- Add, Edit, Delete Service
- Fields: Name, Amount, Description
- Add, Edit, Delete Tax
- Fields: Tax Name, Tax Rate, Description
- Create Income invoices based on Service or individual Cases billed to Clients
- Create Expense Invoice Based on Contracted Service Billed from Vendor
- Add, Edit, Delete Extra income
- Add, Edit, Delete Extra Expense
- Profit Calculation based on income and expense

- Profit Calculation based on income and expense
- Transaction Report Account Statement
- Account Ledger for Vendor, Client, Bank account, Chart of accounts, Tax
- expense type
- add expense
- Add income
- Income Type
- Invoice for each case
- Transaction Report
- Account Statement
- Account Ledger for Vendor, Client, Chart of accounts



The banner features a dark blue background with a white rounded rectangle on the left containing a lawyer icon and the text "Lawyer Office Management System". On the right, there is a circular icon of a person with a lock, and the text "Email to Client For Lawyer". At the bottom right, a button labeled "Lawyer Module" is accompanied by a small icon of three colored cubes.

With this amazing module, any form or input data field can be increased or decreased. Any data field can be made mandatory or non-mandatory with this module. For this module, you will be free to store your data. You don't need developer knowledge to customize your form or add any new field to store data.

You can define required or non-required fields, default value, how many columns it uses to show the field, and limit the user input between minimum and maximum length.

You can create a dependent field, checkboxes, date pickers, file input, mask input, and whatever you need to customize your form.

Key points of the Custom Field module are:

- Mask in the field, no validation
- The data field can be made mandatory or non-mandatory
- custom fields that will be inserted



After successfully enabling the case print you will get a new menu called “Print Layout”. Here you will get your all-created layouts. Also, you can create the new layout as per your requirements using the dynamic variables.

Print your case information with your selected layout from the case details page. It will replace the dynamic variables with the real case data.

The key points of the Case print module are:

- can use dynamic variables for your Layout which are replaced by the real case Data.
- get a button in Case Details called “Print with layouts”



This is not an impartial appointments module, the module requires the infixAdvocate application installed, this is a module for infixAdvocate.

The appointment is a module for infix advocates where you can schedule appointments. the module is designed for fast-creating appointments to ease your communication with your associates and also you can include staff as attendees, topic, description, date and time, and countless additional features.

The key points of the Appointment module are:

- Appoint detail is shown in the dashboard calendar date-wise.
- Here we can see the latest registered appointments which are registered from the Appointment section.
- Every User can see Appointment details In the Calendar.
- Add/Edit/Delete New Time Slot, which means which time Lawyer is available.
- We can Create & see this Schedule For Selected Lawyers. If this date and time slot has an appointment, show the number of clients.
- After Click This Option. You Can Share the meeting Link and short description After the Client booked From the Client Panel here Shows as a Pending booking List.
- Admin Can Filter it & Approve Or Reject Booking.
- Admin Can book an Appointment For Client
- client Can book too but not before today.



Registration module for InfixAdvoca management system, this manages to register client and lawyer self register, after register admin or assignment member can approve or decline.



1. Included main application
2. SAAS Module single database system
3. Free Installation

The subscription system is available, users can self-sign up and make payments over the online payment system

Pricing

<div> <div>Base Script</div> <div>₹ 85,000 + GST</div> <div>Web Based Infix Advocate - Lawyer Office Management System</div> </div>		
<div> <div>Add-on</div> <div>₹ 15,000 + GST</div> <div>EmailtoCL</div> </div>	<div> <div>Add-on</div> <div>₹ 35,000 + GST</div> <div>Finance</div> </div>	<div> <div>Add-on</div> <div>₹ 45,000 + GST</div> <div>CustomField</div> </div>
<div> <div>Add-on</div> <div>₹ 12,000 + GST</div> <div>CasePrint</div> </div>	<div> <div>Add-on</div> <div>₹ 45,000 + GST</div> <div>Appointment</div> </div>	<div> <div>Add-on</div> <div>₹ 18,000 + GST</div> <div>Registration</div> </div>
<div> <div>Add-on</div> <div>₹ 1,80,000 + GST</div> <div>SAAS Single DB</div> </div>		

With purchase you will get 6 month support, application code and lifetime update

Terms & Conditions

- All disputes will be subject to Indore, Madhya Pradesh, India Jurisdiction only.
- This estimate is not a contract or Bill / Invoice. It is our best guess at the total price to complete the work stated above, based upon initial discussion. If any price changes or price increases change will let you know in advance.
- In case, the customer cancels the project in between or before the completion of the project, TechnoTronixs at its own discretion may charge some amount depending on the work completed and effort put in by TechnoTronixs.
- Charges for services to be provided by TechnoTronixs are defined in the project quotation that the Client receives.
 - If you are purchasing a pre-developed product/application/software/script then 100% payment needs to pay in advance.
 - If you are getting an application developed from scratch then Charges are to pay in four instalments
 - An advance payment of twenty-five (25) per cent of the total amount.
 - On completion of 30% of the work amount, twenty-five (25) per cent of the total amount is to be paid.
 - On completion of the remaining 50% of the work, another twenty-five (25) per cent of the total amount is to be paid.
 - On completion of the remaining 80% of the work, another twenty-five (25) per cent of the total amount is to be paid.
- Payment should be done within the Due Date otherwise 21% p.a. interest will be charged
- The paid advance will not be returned in any condition if you cancel the project.
- Lifetime update you will get till we are working on the respective project.

Payment Information

Bank Name: State Bank of India

Account Type: Current

Account Name: TechnoTronixs

Account No: 40784171861

Branch: GOYAL NAGAR, INDORE, MP, INDIA

IFSC Code: SBIN0030412

Swift Code: SBININBB267

