


Ultimate POS Proposal



Year Of
2023-2024

TechnoTronixs

+91 - 93437 87741

enquiry@technotronixs.com

OFFICE NO. 102, 1st FLOOR, RITURAJ BUSINESS PARK, BICHOLI
MARDANA, NEAR UNO BUSINESS PARK, BYPASS, | INDORE

(M.P) - 452016

Table Of Content

01	-----	Why Choose Us
03	-----	Our Vision
04	-----	Our Mission
05	-----	Our Service
06	-----	How We Do
07	-----	Technology Used
08	-----	Project Overview
09	-----	Project Features
18	-----	Project Demo
19	-----	Avaiable Add-ons
33	-----	Pricing
34	-----	Terms & Conditions
35	-----	Payment Information



Why Choose Us

We work with small - big businesses to provide reliable and affordable IT solutions that scale as you start to grow your business.

No job is too small for us. Whether you're a start-up, a solopreneur, or a growing small business, we can provide you with a range of solutions.

There are 3 Important Reasons why we are the best...

Creativity

Client objectives coupled with customer usability form the backbone of our application design and development. We're a creative company delivering well-designed and developed websites, mobile, and software. Over the years we've established ourselves as one of the top IT companies.

We pay attention to details and create pixel-perfect layouts that will surely make your application stand out from the crowd. There are many design layouts included in TechnoTronix that provide you with endless options for displaying your content in a new, efficient, and eye-catching way.

Experienced

At TechnoTronix we have more than 10 Years of experience when it comes to providing MLM Software, Website designing, Web Applications, Customized Software, and Mobile Application (Android app or Ios App) development solutions.



Skilled

TechnoTronixs success and growth are a direct result of building a successful long-term relationship with our clients. We believe that we are not just suppliers to our clients, but partners. Our company history reveals that up to 70% of our business comes from our clients and that 90% of these clients have been with TechnoTronixs for a period exceeding 4 years.



Our Vision

No matter which industry you belong to, every business must become digital

TechnoTronix is one of the prominent software companies that helps other organizations to transform into digital enterprises. It differentiates you from competitors in the market and provides better engagement with customers, partners, and employees.

We clearly understand that all customer landscapes are not of the same kind. That's why TechnoTronix sourcing methodology encompasses a clear solution especially crafted to address the clients' issues. We offer a phased approach towards your business drivers and help IT organizations to align their goals towards the overall vision of the business

Our main aim is to develop constantly and become a leading performer in this competitive global marketplace. Fortunately, we have been able to gather a crew of professionals that can shape and mold their collective experiences, all of them possess outstanding talent that can help to accelerate your organization.



Our Mission

To assist our clients to design and implement customized practical solutions in improving the performance of their businesses and people within

Our mission is to deliver optimal solutions with top quality and the best services at affordable prices. In Our Business Policy Customer satisfaction is given top priority. Our team is very friendly in dealings with the customers and it helps us to retain lifelong relationships with our existing clients and expand our customer circle worldwide. We always try to improve the quality of our products by exploring innovative ideas and new techniques.


We always try to enhance the efficiency, productivity, and capability of businesses by delivering services above & beyond industry values and customer expectations. We allow businesses to expand their boundaries by making innovative & impeccable business partnerships with us; our innovative ideas & cutting-edge solutions make outsourcing works for them.

We visualize our organization to be the first and the last stop for businesses across the globe seeking long-term success and prosperity with the help of our team.



Our Services

We work with you to achieve your goals



WEB & PORTAL DEVELOPMENT




OPEN SOURCE DEVELOPMENT



E-COMMERCE DEVELOPMENT



CMS APPLICATION DEVELOPMENT



MOBILE APP DEVELOPMENT



BRANDING & MARKETING



CREATIVE & DESIGN



SMS SERVICE


How We Do

A fresh approach to technical services for entrepreneurs...




Understanding

Initially, we suggest some ideas from clients' specifications that are somewhat vague. To develop these ideas into substantial apps or websites, we create proposals after asking some queries, what and why?




Prototyping

Prototyping is necessary, with this we can visualize how the actual app will work. Generally, to enable visualization, we employ wireframes because it will give you clear idea about how the project will work or how the app is going to look and work on different mobile devices.



Visualization

Once we have all the information along with appropriate wireframes, we have exhaustive deliberations with the client about how we plan to approach the project. A collaborative approach guarantees customer-centric app development.



Development

We begin with programming process in stages or iterations. Each stage will set the pace for subsequent iteration. It helps in making further plans more carefully. Our key to deliver successful results is to keep the processes simple which also helps our managers monitor development progress.



Testing


Comprehensive testing is deployed on the appropriate smartphone to ensure the app works perfectly, without any hitch. From content, we everything thoroughly product delivery.



Release

The most awaited and important step! In this phase, the mobile app is submitted to the app store so that it is available for download. Following the guidelines of all the app stores and submission cycles, our developers ensure that the apps smoothly sail through the review process.

Technology Used



Project Overview

Ultimate POS

Stock management,
Invoicing &
Point of sale application

 **Best Quality
Guaranteed**

Features

- Multiple businesses/shop
- Multiple Locations or Warehouses
- Advanced Product management
- Customer, Supplier & payment alerts.
- Brands, Category, Sub-Category, units
- Tax & Tax groups (GST, VAT ready)
- Customize & Print Invoice, product labels.
- Reports
- Simplified interface
- Many Customization options
- 3 easy step installation
- Detailed documentation & Much More...

Why are our prices higher than other items?

This product is thoughtfully and thoroughly invested in our 5+ years of experience in the business. We've been adding & improving it continuously for 4+ years, done 200+ releases, 1000+ features, and used by 4000+ businesses worldwide. this product is for serious people who want to grow their business. You will find yourself a bargain when you buy UltimatePOS.

Project Features

Key Features:

Multiple Business/Shops:

- Set up multiple businesses in the application.
- No restrictions on a number of businesses.
- Inventory & accounting information is kept separately for each business.

Add Location / Storefronts / Ware House:

- Create multiple locations for your business/shop
- Manage all of them at the same time.
- Stocks, Purchases, Sell can be tracked differently for locations.
- Customize invoice layout, and invoice scheme for each location

User & Role Management:

- Powerful user and role management system
- Predefined roles – Admin & Cashier
- Create different Roles with permission as per your need.
- Create unlimited users with different roles.

Contacts (Customer & Suppliers):

- Mark contact as customer or supplier or both(customer & Supplier)
- View details of transactions with a contact.
- View the total Credit/Debit balance amount
- Define pay terms and get payment alerts a week before the due date.

Products:

- Manage Single & Variable products.
- Classify products according to Brands, Categories, and Sub-Category.
- Add products having different units
- Add SKU number or auto-generate SKU number with prefixes.
- Get stock alerts on low stock.
- Save time by auto-calculating the selling price, the system is smart to auto-calculate the selling price based on the purchase price and profit margin.
- No need to type variations every time, create a variation template and use it every time you need to create variable products.

Purchases:

- Easily add purchases.
- Add purchases for different locations.
- Manage Paid/Due purchases.
- Get Notified of Due purchases a week before the pay date.
- Add discounts & Taxes

Sell:

- Simplified interface for selling products
- Default Walk-In-Customer automatically added to a business
- Add new customers from the POS screen.
- Ajax-based selling screen – save reloading time
- Mark an invoice for the draft or final
- Different options for payments
- Customize invoice layout and invoice scheme.

Manage Expenses:

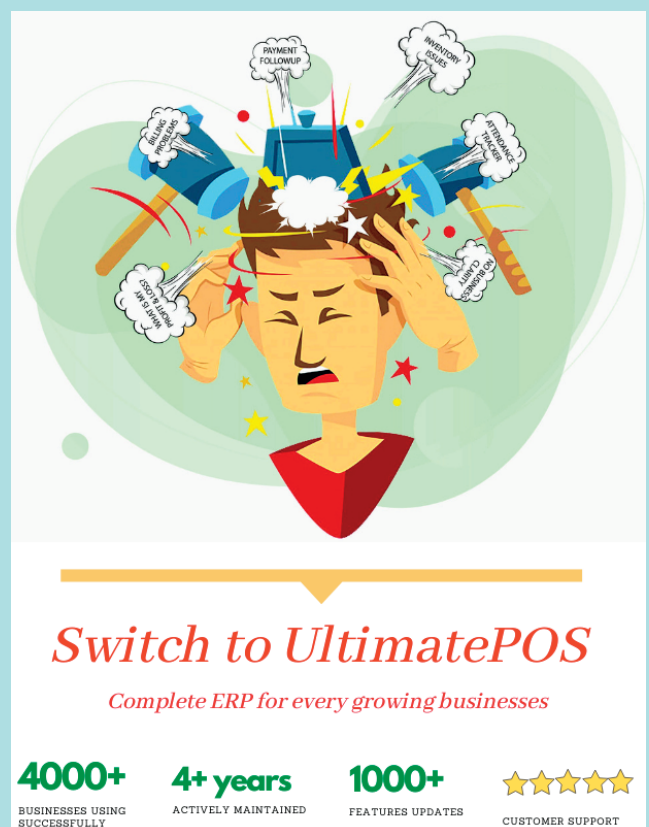
- Easily add business expenses
- Categories expenses
- Analyse expenses based on category and business locations with expenses report.

Reports:

- Purchase & Sale Report
- Tax Report
- Contact Reports
- Stock Reports
- Expense Report
- View Trending Products, drill down by Brands, Category, Sub-category, Units and date ranges
- Expense Reports
- Cash Register Report
- Sales Representative report

Other useful features:

- Set currency, timezone, financial year, and profit margin for a business.
- Translation ready.
- Predefined barcode sticker settings.
- Create your barcode sticker setting
- Manage Brands, Tax Rate & Tax groups, Units, Category & Sub-Category
- Easy 3 steps installation.
- Detailed documentation
- Stock Adjustment
- Express Checkout
- Works Offline



Switch to UltimatePOS
Complete ERP for every growing businesses

4000+ BUSINESSES USING SUCCESSFULLY	4+ years ACTIVELY MAINTAINED	1000+ FEATURES UPDATES	★★★★★ CUSTOMER SUPPORT
---	--	----------------------------------	---------------------------

ONE SOFTWARE FOR **EVERY** BUSINESS

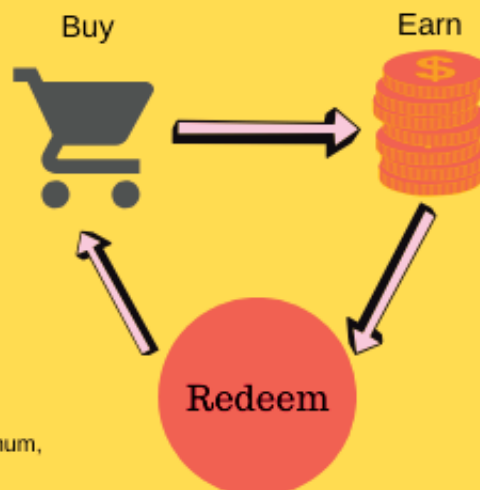
- ✓ POS
- ✓ Stock Management
- ✓ Invoicing
- ✓ Retail
- ✓ Whole Sale
- ✓ Consulting

- Products
 - All Services
 - Fashion & clothing
 - Department Stores
 - Medical
 - Footwear
 - Liquor
 - Sanitary
 - Hardware
 - Salon & Spa
 - Electronics & home appliances
 - Mobile & Digital stores
 - Web & hosting Agencies
 - All Daily Needs stores
 - Stationary
 - Repair Shops
 - Restaurants
- And Many many More ...*

premium modules available for best features

Improve your Customer loyalty by offering...

REWARD POINTS



- Complete reward points earning settings (minimum, maximum, amounts to points conversion)
- Complete reward point redemption settings (min, max, points to amount conversion)
- Reward point expiry



Manage your business effectively!!

UltimatePOS understands your business than anyone

- ☀ Business management
- ☀ Stock management
- ☀ Service management
- ☀ Purchases
- ☀ Sales
- ☀ Invoicing
- ☀ Interactive Reporting
- ☀ SMS / Email Notifications
- ☀ Notification Templates
- ☀ User Management
- ☀ Commission Agents
- ☀ Service-Man
- ☀ Roles
- ☀ Permissions
- ☀ Bookings
- ☀ Customers
- ☀ Suppliers
- ☀ Pay Terms & Payment alert
- ☀ Tax, Group Taxes
- ☀ Brands
- ☀ Categories Sub-category

And a lot more ...

Everything Done Right
to let your business grow ...



Complete
ERP
(Enterprise Resource Planning)
Application



Some more features ...




TABLE ALLOCATION

- Organise customer by tables
- For Restaurants, Saloon/Spa, and other similar business
- Reports




SERVICE MAN

- Waiter, Barber, Hair Dresser, Mechanic, etc
- Add serviceman
- Assign orders to Serviceman
- Reports



SERVICE SCREEN

- Screen for serviceman
- Kitchen screen
- Update order status directly from it



APPOINTMENTS & BOOKINGS

- Book Appointments
- Reserve table & service man
- Send email notifications

• Modifiers for restaurants **...AND MANY MORE**

Profit, Profit and Profit !!!

Analyse profit as you like to



Gross Profit



Net Profit



Profit by Products

Profit by Categories

Profit by Brands

Profit by Locations

Profit by Invoice

Profit by Date

Profit by Customers

Profit by Day

And a lot more ...

Everything Done Right
to analyse your business profits ...



Feature Analysis



BUSINESS MANAGEMENT

- Multiple Business
- Multiple business Locations, Store Fronts, Warehouses
- Set Currency, Time Zone, Financial Year, profit margin, tax registration details, and more options...



PRODUCT MANAGEMENT

- Single & Variable Products
- Enable/disable Stock Management
- Add Brands, Category, Units, Tax Rates, Group Taxes.
- Products with Expiry
- Low Stock Alert & expiry alerts
- Predefined SKU or Auto Generate SKU
- IMEI/Serial number, Lot number
- Print Bar-code & Labels
- Selling price group.
- Import product CSV, and much more...



PURCHASES

- Add, Edit, Delete, View, Print purchase
- Purchase return
- Credit, Paid & Partially paid. Multiple payment options.
- Payment reminders
- Taxes, Discounts, Shipping Charges
- Specify product Lot number & expiry.
- Upload purchase document
- Quick Add Product in purchase screen.



SELL & POS TERMINAL

- Add, Edit, Delete, View, Print
- Credit, Paid & Partially paid sales
- Sales Return
- Taxes, Discounts, Shipping Charges
- Keyboard Shortcuts
- Improved POS to save time (no page reload, Fully Ajax)
- Payment options - Cash, CC, Cheque, Bank Transfer
- Walk-In or Quick Add Customer
- Specify comission agent.





SUPPLIERS & CUSTOMERS

- Add contacts as Supplier, Customer or Both
- Pay Terms & payment alerts
- Details payment details.
- Detailed Purchase & Sell transactions



STAFF, SALESPERSON, CASHIER

- Advance user management module
- Permissions & Roles
- Commission agents
- Assign Business Location(s) to a role
- Predefined Roles - Admin & Cashier
- Add cashier for business location.
- Staff Salary and expense management



REPORT

- Powerful reports with filters & charts
- Profit & Loss report, Purchase & Sell report, Stock reports, Trending product report, Tax reports, Expenses reports, Suppliers & Customers report, Cash Registers reports, Salesperson report etc



OTHERS

- SMS & Email notifications
- Interactive Dashboard with overall shop details and charts
- Stock Adjustments, Expense management, Cash Register
- Fully Customise invoice layout, barcode settings
- Supports Barcode Scanner, Thermal Printer (ESC/POS)
- Translation Ready, Detailed Documentation



- Features are **Quality Checked** to assure it works perfectly.
- **Frequent updates & More Features** releasing soon...



Project Demo

To test demo use the below credentials

Front End

URL: <https://upos.technotronics.com/>

Admin Login

URL: <https://upos.technotronics.com/login>

User Name: demo

Password: 123456789

Available Add-Ons

Need to purchase separately

Add-on don't work stand alone to use an Add-on you must purchase Active E-Commerce CMS Base Application

Manufacturing Module for UltimatePOS

Manufacturing is the process of converting raw materials by hand or by machine to final products, which can be sold to customers.

This module helps you with the complete manufacturing process, that is adding recipes, production, raw material cost, production cost, lot number, expiry and a lot more...

Note that this is not a standalone application, it is an “Optional” extension to UltimatePOS Advance

Manufacturing is the process of converting raw materials by hand or by machine to final products, which can be sold to customers.

Manufacturing has 2 main steps:

1. Recipe / Raw Material: The recipe specifies the raw material or ingredients in exact proportions which should be used for manufacturing the final product. For manufacturing, product standard instructions are followed where ingredients or raw materials are processed in exact quantities to have a quality final product.
2. Production: Based on the recipe added for products, in production it shows the total quantity of all raw materials required for the manufacturing N quantity of product.

There can be further steps like cost calculations, wastage calculations, allocating lot numbers & expiry for the manufactured product.

Cost Calculations:

The cost of the final product depends on Raw material cost, Production cost (labour cost, machinery cost, fuel cost for machines like Petrol/LPG/Electricity) & Wastage. Further, the selling price will have some profit percentage added to this manufacturing cost.

Wastage Calculations:

Wastage can be of raw materials or final manufactured products. Wastage of raw materials can be like for example if we take cauliflower, it needs to clean by removing leaves & stems, this goes to the wastage because it's thrown away and not used.

The manufactured product can sometimes be wasted by leakage or bad quality or some other unstoppable causes.

Lot number:

Generally, most of the manufactured items have Lot number which enables tracing of the constituent parts or ingredients as well as labour and equipment records involved in the manufacturing of the product. This enables manufacturers and other entities to perform quality control checks and issue corrections or recall information to subsets of their production output. It also gives consumers an identifier that they can use in contacting the manufacturer and researching the production of goods received.

Expiration Date:

Food products, pharmaceutical products, cosmetics, and to many other manufactured products where the age of the product may impact its safe use have an expiry date added to it. An expiration date or expiry date or best-before or use-by date is a previously determined date after which the product should no longer be used.

The manufacturing module helps with all this management easily.

Further, we also have Permission & Roles to help you restrict users from accessing some features.

Settings:

Additional settings are provided to enable or disable editing of ingredients quantity when doing production.

Also, prefixes can be added to the production reference number.

Note that this is not a Standalone application, it is an “Optional” extension to UltimatePOS Advance

Accounting & BookKeeping module for UltimatePOS

Phases-wise features planning:

Phase :

1. Charts of accounts

- Account types: Assets, Liabilities, Equity, Expenses, Revenue.
- Pre-configured generally used account details type. Option to add new account details type
- Pre-configured accounts, sub-accounts
- Accounts add/edit/delete/activate-deactivate, initial balance as of a particular date

2. Transactions (mapping different transactions to account type)

3. Journal entry

4. Budgeting

5. Transfer from one account to another

6. Reports – Trial Balance, Balance Sheet, & Ledger

Phase :

1. Account reconcile

2. Reports – Purchase payment ageing, Sales payment ageing & more advance reports.

Phase :

1. Automatic mapping of transactions based on rules

2. Reports – Advance Reporting.

Asset Management module for UltimatePOS

Asset Management | Assets | Asset allocated | Asset revoked | Asset categories | Settings | **Dashboard**

ASSETS ALLOCATED TO YOU: **2.00**

Category	Assets Allocated to you
Laptop	1.00
Bike	1.00

Asset information of logged in user

TOTAL ASSETS: **18.00**

TOTAL ASSETS ALLOCATED: **2.00**

Asset information of all users - only visible to admin

Category	Total Assets
Laptop	1.00
Bike	7.00
Accessories	10.00

Assets	Warranty status
	No data

Asset Management | **Assets** | Asset allocated | Asset revoked | Asset categories | Settings | **All Assets list**

Filters

Business Location: All | Asset category: All | Purchase Type: All | Is allocatable?

All assets + Add

Show 25 entries | Export to CSV | Export to Excel | Print | Column visibility | Export to PDF | Search ...

Action	Asset code	Asset name	Quantity	Warranty	Is allocatable?	Purchase Date	Allocated quantity	Unit Price	Series/Model	Image	Busine Locati
Action	ASSET2022/0003	Flash Drive	10.00	In Warranty 02/01/2022 - 02/01/2023 (361 Days left)	✓	01/01/2022	0.00	\$ 700.00	Cruze		Aweso Shop
Action	ASSET2022/0002	KTM300	7.00	Not in warranty	✓	01/01/2021	2.00	\$ 12,000.00	KTM		Aweso Shop
Action	ASSET2022/0001	Dell Laptop - 3541	1.00	In Warranty 02/04/2022 - 02/04/2023 (364 Days left)	✓	01/01/2020	0.00	\$ 35,000.00	Aspiro		Aweso Shop

Showing 1 to 3 of 3 entries

Previous **1** Next

Add Asset screen

Business Location:* Awesome Shop

Asset code: Asset code
Leave empty to autogenerate

Asset name:* Asset name

Quantity:* Quantity

Model Name/Number: Model Name/Number

Serial Number: Serial Number

Asset category: Please Select

Purchase Date: Purchase Date

Purchase Type: Please Select

Unit Price:* Unit Price

Depreciation: Depreciation

Image: No file chosen
Max File size: 5MB

Is allocatable?

Description: Description

Warranties **Warranty information**

Start Date	Warranty Months	Additional Cost	Additional Notes
<input type="text" value="Start Date"/>	<input type="text" value="Warranty Months"/>	<input type="text" value="0"/>	<input type="text" value="Additional Notes"/>

Asset allocated

Allocating any asset to employee

Show 25 entries

Action	Allocation code	Allocated to	Asset name	Series/Model	Quantity	Revoked qty	Allocated from	Allocated upto	Allocated by	Asset category	Reason
<input type="button" value="Action"/>	ALOC2022/0002	Mr. Super Admin	KTM300	KTM	2.00	0.00	02/04/2022 01:19	02/18/2022	Mr. Super Admin	Bike	
<input type="button" value="Action"/>	ALOC2022/0001	Mr. Super Admin	Dell Laptop - 3541	Aspiro	1.00	1.00	02/04/2022 00:54	03/04/2022	Mr. Super Admin	Laptop	dfdfdfdfdf

Asset Allocation

Allocating asset to employees

Allocation code: Allocation code
Leave empty to autogenerate

Asset:* Please Select

Allocate to:* Please Select

Quantity:* Quantity

Allocated from:* Allocated from

Allocated upto: Allocated upto

Reason: Reason

Asset Allocation Allocating asset to employees

Allocation code: Asset:* Allocate to:*

Quantity:* Allocated from:* Allocated upto:

Reason:

Allocated upto	Allocated by	Asset category	Reason
02/18/2022	Mr. Super Admin	Bike	
03/04/2022	Mr. Super Admin	Laptop	dfdfdfdfdc

Asset Management Assets Asset allocated Asset revoked **Asset categories** Settings

Asset categories Manage asset categories Add asset categories to easily manage them

Show 25 entries

Asset category	Description	Action
Accessories		<input type="button" value="Edit"/> <input type="button" value="Delete"/>
Bike		<input type="button" value="Edit"/> <input type="button" value="Delete"/>
Desktop		<input type="button" value="Edit"/> <input type="button" value="Delete"/>
Laptop		<input type="button" value="Edit"/> <input type="button" value="Delete"/>
Umbrella		<input type="button" value="Edit"/> <input type="button" value="Delete"/>

CRM module for UltimatePOS

CRM Schedules Leads Campaigns Contacts Login Sources Life Stage

CUSTOMERS
3

LEADS
3

SOURCES
4

LIFE STAGES
4

Sources	Total
Facebook	1
Email	1
Twitter	1
Offline campaign	0

Leads sources

Life Stages	Total
New	1
Prospect	1
Contacted	1
Opportunity	0

Leads life stage

Birthdays [Send wishes](#)

Today

#	Name
<input type="checkbox"/>	Harry

Upcoming

#	Name	Birthday on
<input type="checkbox"/>	Walk-In Customer	22nd Oct

[Send birthday wishes to customer & leads](#)

CRM Dashboard

CRM Schedules **Leads** Campaigns Contacts Login Sources Life Stage

Leads

Filters

Source: Life Stage:

View in list or kanban view

All Leads

[List View](#) [Kanban Board](#) [+ Add](#)

Show entries

[Export to CSV](#)
[Export to Excel](#)
[Print](#)
[Column visibility](#)
[Export to PDF](#)

Action	Contact ID	Name	Email	Source	Life Stage	Assigned to	Mobile	Tax number	Added On	Custom Field 1	Custom Field 2	Custom Field 3	CF
Action	CO0011	Mr David		Facebook	Contacted	DE AE	12345678		10/21/2020				
Action	CO0010	Mr Tim		Email	Prospect	DE	123456789		10/21/2020				
Action	CO0009	mr Yash		Twitter	New	AD	123456789		10/21/2020				

Showing 1 to 3 of 3 entries

Leads screen

Previous **1** Next

CRM Schedules Leads **Campaigns** Contacts Login Sources Life Stage ✓ Success

Campaigns

Filters

Campaign Type:

All Campaigns + Add

Show entries Export to CSV Export to Excel Print Column visibility Export to PDF Search ...

Action	Campaign Name	Campaign Type	Created By	Created At
View Edit Delete Send Notification	Demo campaign	Email	Mr. Super Admin	10/21/2020

Showing 1 to 1 of 1 entries

[Manage campaign, Email & SMS](#)

Previous **1** Next

CRM Schedules Leads Campaigns **Contacts Login** Sources Life Stage

Contacts Login

Add logins for customer & Suppliers.

Filters

Contact:

1. Customer can login & view all there purchases payment, reward points & ledger
2. Supplier can login & view all there sales, payment, reward points & ledger

All Contacts Login + Add

Show entries Export to CSV Export to Excel Print Column visibility Export to PDF Search ...

Action	Contact	Username	Name	Email
Action	Walk-In Customer	test1234@test1234.com	mr. Nikhil Agrawal	test1234@test1234.com

Showing 1 to 1 of 1 entries

Previous **1** Next

Awesome Shop

Home

- All sales
- Ledger
- Bookings

Welcome Tim,

TOTAL SALE \$ 3,712.53

TOTAL SALE PAYMENT \$ 3,712.53

TOTAL SALE DUE \$ 0.00

Customer login
- View sales,
- Ledger
- Make booking, is booking is enabled

CRM Leads Follow ups Campaigns Contacts Login Sources Life Stage Reports

Follow ups

Followup screen
Followup means contacting a potential lead for new sales, orders, payments of anything else

(followup & schedules both are same)

Contact: All Assigned: All Status: All

Follow Up Type: All Date Range: 01/01/2021 - 12/31/2021 Follow up by: All

Adding followup

Option to add advance Followup

All Follow ups

+ Add + Add advance follow up

Show 25 entries

Export to CSV Export to Excel Print Column visibility Export to PDF

Action	Contact	Start Datetime	End Datetime	Status	Follow Up Type	Assigned to	Description	Additional info	Title	Added By	Added On
Action	Harry	02/02/2021 23:27 (4 months ago)	02/02/2021 23:27		Call	WO	sd		sdsd	Mr. Super Admin	02/02/2021 23:27
Action	Walk-In Customer	02/02/2021 23:26 (4 months ago)	02/02/2021 23:26	Scheduled	Call	AE	sds			Mr. Super Admin	02/02/2021 23:26
Action	Walk-In Customer	02/02/2021 23:26 (4 months ago)	02/15/2021 23:26	Open	Call	AE			sdsd	Mr. Super Admin	02/02/2021 23:27
Total:				Scheduled - 1 Open - 1	Call - 3						

Showing 1 to 3 of 3 entries

Previous 1 Next

Add Follow Up Adding new followup ✕

Title:*

Customer/Lead:*

Status: **Start Datetime:*** **End Datetime:***

Description:

My Favorites File Edit View Insert Format Tools Table Help

↶ ↷
Paragraph ▾
B *I*

⋮

0 WORDS POWERED BY TINY

Follow Up Type:* **Assigned:***

Send Notification !

My Favorites File Edit View Insert Format Tools Table Help

↶ ↷
Paragraph ▾
B *I*

⋮

0 WORDS POWERED BY TINY

Follow Up Type:* **Assigned:***

Send Notification !

Add Follow Up

Follow up by:

All

Option to select different types of followup
 - that is followup by due amount,
 - followup if not visited or purchased from your business
 - and many more

Invoices: Select all Deselect all

- 1/067 (Due - SHRI)
- 1/068 (Due - SRJ I)
- /288 (Overdue - V)
- /289 (Overdue - J)
- /291 (Overdue - J)

Next >

Customer	Invoices	Assigned	
... CORPORATION ... CHAWAT	/067	MISS A	X
	/068	MISS A	X
	288	MR. M	X
	289 , SBAC/R/291	MISS A	X

Title:*
 Payment followup: {invoice_numbers}, {customer_business_name}, {customer_name}

Available Tags: {invoice_numbers}, {customer_business_name}, {customer_name}

Status: Please Select Start Datetime:* End Datetime:*

Description:
 My Favorites File Edit View Insert Format Tools Table Help
 Paragraph B I [List icons] [Link icon] [Image icon] [Print icon] [Eye icon] [Play icon] [Text color icon] [Background color icon]

Available Tags: {invoice_numbers}, {customer_business_name}, {customer_name} 0 WORDS POWERED BY TINY

Follow Up Type:* Please Select Send Notification

Multiple Follow ups will be created Save

Project Management Module for UltimatePOS

The Project Management module for UltimatePOS is feature-packed to help with complete project management, managing tasks, activities, time logs, documents & notes, invoicing, reports and many more.

It can be used with or without the SaaS module. When used with the SaaS module you can include the module in subscription plans.

The Project Management module for UltimatePOS is a feature-rich complete project management system. It helps to manage projects, task, time log and many others feature from one dashboard.

Some key Features

Managing Projects:

- Managing projects is the core feature of this module.
- Manage unlimited projects, classify projects into multiple different categories, assign status, add a lead, assign multiple members to work on the project, and start & end date for it.
- View all projects in a list view or kanban board. The Kanban board gives a complete overview of all projects in one glance.
- Each project has a detailed overview, detailed activity log, tasks, time log, documents & notes, and invoices.
- Projects can be filtered based on status, categories and more.

Task Management:

Add unlimited tasks to projects. The task can have a subject, a text editor for description, a start-end date, priority, status & multiple members assigned to it.

Also, you can view tasks in kanban view to get details of all tasks in one glance.

Time log:

Employees or Task members can log the hours spent on each task with start & end times. This helps to know the detailed & total hours spent by members for that task.

Activities:

A very detailed activity log which logs all actions performed by anyone in the project. This helps you know who changed what and when.

Document & Notes:

Add all documents & notes related to a project, so that other project members can check them. Also, mark it private to hide from other members.

Invoice:

Invoice clients for projects by adding different tasks, quantity(Hours spend or other units), unit price, & total. Also, the option to provide a discount.

Payment related to invoices can be added and mark them as due/partial/paid.

Invoices for projects are reflected in the Profit & Loss report to get an accurate calculation of your finances.

Settings:

Settings are only accessible by leads of a project. Feature for a project can be enabled/disabled here & different permission can be set for members.

My Tasks:

See all tasks assigned to you in different projects, and filter them with their statuses, due dates & priorities. This helps employees to prioritize tasks and start working accordingly.

Admin can view tasks of all members here and filter tasks by an employee and all others as a present for others.

Report:

- Time Log report (By Project / Employee): Get a complete view of time spent by an employee in different projects or time spent in a particular project by different employees.
- More reports coming soon

SpreadSheet module for UltimatePOS

Introducing the Spreadsheet Module for UltimatePOS!

Powerful Spreadsheet Editor

Say goodbye to cumbersome external spreadsheet editors
Say hello to the inbuilt feature-rich spreadsheet editor within
UltimatePOS.

Create professional and effective spreadsheets with ease, all within
the UltimatePOS platform.

Seamless Import & Export

Effortlessly import and export your spreadsheets, without any hassle.
No need to switch between platforms, everything you need is now in
one place!

Collaboration Made Easy

Share your spreadsheets with other Roles or Users within UltimatePOS
with ease. Collaborate on projects and streamline your workflow with
ease.

Organized and Efficient

Organize your spreadsheets into folders using the folder structure,
making it easy to search and manage. With one click expand/collapse,
you'll never waste time trying to find what you need.

Pricing

<p>Base Script</p> <p>₹ 90,000 + GST</p> <p>Web Based Ultimate POS - Best ERP, Stock Management, Point of Sale & Invoicing application</p>	<p>Add-on</p> <p>₹ 35,000 + GST</p> <p>Accounting & BookKeeping module for UltimatePOS</p>	<p>Add-on</p> <p>₹ 28,000 + GST</p> <p>Manufacturing Module for UltimatePOS</p>
<p>Add-on</p> <p>₹ 28,000 + GST</p> <p>Essentials & HRM module for UltimatePOS</p>	<p>Add-on</p> <p>₹ 25,000 + GST</p> <p>Asset Management module for UltimatePOS</p>	<p>Add-on</p> <p>₹ 25,000 + GST</p> <p>Project Management Module for UltimatePOS</p>
<p>Add-on</p> <p>₹ 24,000 + GST</p> <p>CRM module for UltimatePOS</p>	<p>Add-on</p> <p>₹ 18,000 + GST</p> <p>SpreadSheet module for UltimatePOS</p>	<p>Add-on</p> <p>₹ 15,000 + GST</p> <p>Digital Product catalogue & Menu module for UltimatePOS</p>

With purchase you will get 6 month support, application code and lifetime update

Terms & Conditions

- All disputes will be subject to Indore, Madhya Pradesh, India Jurisdiction only.
- This estimate is not a contract or Bill / Invoice. It is our best guess at the total price to complete the work stated above, based upon initial discussion. If any price changes or price increases change will let you know in advance.
- In case, the customer cancels the project in between or before the completion of the project, TechnoTronixs at its own discretion may charge some amount depending on the work completed and effort put in by TechnoTronixs.
- Charges for services to be provided by TechnoTronixs are defined in the project quotation that the Client receives.
 - If you are purchasing a pre-developed product/application/software/script then 100% payment needs to pay in advance.
 - If you are getting an application developed from scratch then Charges are to pay in four instalments
 - An advance payment of twenty-five (25) per cent of the total amount.
 - On completion of 30% of the work amount, twenty-five (25) per cent of the total amount is to be paid.
 - On completion of the remaining 50% of the work, another twenty-five (25) per cent of the total amount is to be paid.
 - On completion of the remaining 80% of the work, another twenty-five (25) per cent of the total amount is to be paid.
- Payment should be done within the Due Date otherwise 21% p.a. interest will be charged
- The paid advance will not be returned in any condition if you cancel the project.
- Lifetime update you will get till we are working on the respective project.

Payment Information

Bank Name: State Bank of India

Account Type: Current

Account Name: TechnoTronixs

Account No: 40784171861

Branch: GOYAL NAGAR, INDORE, MP, INDIA

IFSC Code: SBIN0030412

Swift Code: SBININBB267

