

Xain Hotel

Management System

Proposal



Year Of
2023-2024

TechnoTronix

+91 - 93437 87741

enquiry@technotronixs.com

OFFICE NO. 102, 1st FLOOR, RITURAJ BUSINESS PARK, BICHOLI
MARDANA, NEAR UNO BUSINESS PARK, BYPASS, | INDORE
(M.P) - 452016

Table Of Content

<u>01</u>	-----	Why Choose Us
<u>03</u>	-----	Our Vision
<u>04</u>	-----	Our Mission
<u>05</u>	-----	Our Service
<u>06</u>	-----	How We Do
<u>07</u>	-----	Technology Used
<u>08</u>	-----	Project Overview
<u>09</u>	-----	Project Features
<u>19</u>	-----	Project Demo
<u>20</u>	-----	Avaialble Add-ons
<u>22</u>	-----	Pricing
<u>23</u>	-----	Terms & Conditions
<u>24</u>	-----	Payment Information



Why Choose Us

We work with small - big businesses to provide reliable and affordable IT solutions that scale as you start to grow your business.

No job is too small for us. Whether you're a start-up, a solopreneur, or a growing small business, we can provide you with a range of solutions.

There are 3 Important Reasons why we are the best...

Creativity

Client objectives coupled with customer usability form the backbone of our application design and development. We're a creative company delivering well-designed and developed websites, mobile, and software. Over the years we've established ourselves as one of the top IT companies.

We pay attention to details and create pixel-perfect layouts that will surely make your application stand out from the crowd. There are many design layouts included in TechnoTronix that provide you with endless options for displaying your content in a new, efficient, and eye-catching way.

Experienced

At TechnoTronix we have more than 10 Years of experience when it comes to providing MLM Software, Website designing, Web Applications, Customized Software, and Mobile Application (Android app or Ios App) development solutions.



Skilled

TechnoTronix success and growth are a direct result of building a successful long-term relationship with our clients. We believe that we are not just suppliers to our clients, but partners. Our company history reveals that up to 70% of our business comes from our clients and that 90% of these clients have been with TechnoTronix for a period exceeding 4 years.



Our Vision

No matter which industry you belong to, every business must become digital

TechnoTronix is one of the prominent software companies that helps other organizations to transform into digital enterprises. It differentiates you from competitors in the market and provides better engagement with customers, partners, and employees.

We clearly understand that all customer landscapes are not of the same kind. That's why TechnoTronix sourcing methodology encompasses a clear solution especially crafted to address the clients' issues. We offer a phased approach towards your business drivers and help IT organizations to align their goals towards the overall vision of the business

Our main aim is to develop constantly and become a leading performer in this competitive global marketplace. Fortunately, we have been able to gather a crew of professionals that can shape and mold their collective experiences, all of them possess outstanding talent that can help to accelerate your organization.



Our Mission

To assist our clients to design and implement customized practical solutions in improving the performance of their businesses and people within

Our mission is to deliver optimal solutions with top quality and the best services at affordable prices. In Our Business Policy Customer satisfaction is given top priority. Our team is very friendly in dealings with the customers and it helps us to retain lifelong relationships with our existing clients and expand our customer circle worldwide. We always try to improve the quality of our products by exploring innovative ideas and new techniques.


We always try to enhance the efficiency, productivity, and capability of businesses by delivering services above & beyond industry values and customer expectations. We allow businesses to expand their boundaries by making innovative & impeccable business partnerships with us; our innovative ideas & cutting-edge solutions make outsourcing works for them.

We visualize our organization to be the first and the last stop for businesses across the globe seeking long-term success and prosperity with the help of our team.



Our Services

We work with you to achieve your goals



**WEB & PORTAL
DEVELOPMENT**




**OPEN SOURCE
DEVELOPMENT**



**E-COMMERCE
DEVELOPMENT**



**CMS APPLICATION
DEVELOPMENT**



**MOBILE APP
DEVELOPMENT**



**BRANDING &
MARKETING**



CREATIVE & DESIGN



SMS SERVICE


How We Do

A fresh approach to technical services for entrepreneurs...




Understanding

Initially, we suggest some ideas from clients' specifications that are somewhat vague. To develop these ideas into substantial apps or websites, we create proposals after asking some queries, what and why?



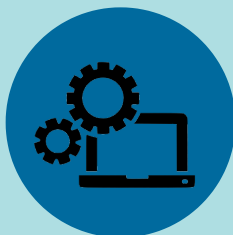
Prototyping

Prototyping is necessary, with this we can visualize how the actual app will work. Generally, to enable visualization, we employ wireframes because it will give you clear idea about how the project will work or how the app is going to look and work on different mobile devices.



Visualization

Once we have all the information along with appropriate wireframes, we have exhaustive deliberations with the client about how we plan to approach the project. A collaborative approach guarantees customer-centric app development.



Development

We begin with programming process in stages or iterations. Each stage will set the pace for subsequent iteration. It helps in making further plans more carefully. Our key to deliver successful results is to keep the processes simple which also helps our managers monitor development progress.



Testing

Comprehensive testing is deployed on the appropriate smartphone to ensure the app works perfectly, without any hitch. From content, we everything thoroughly product delivery.



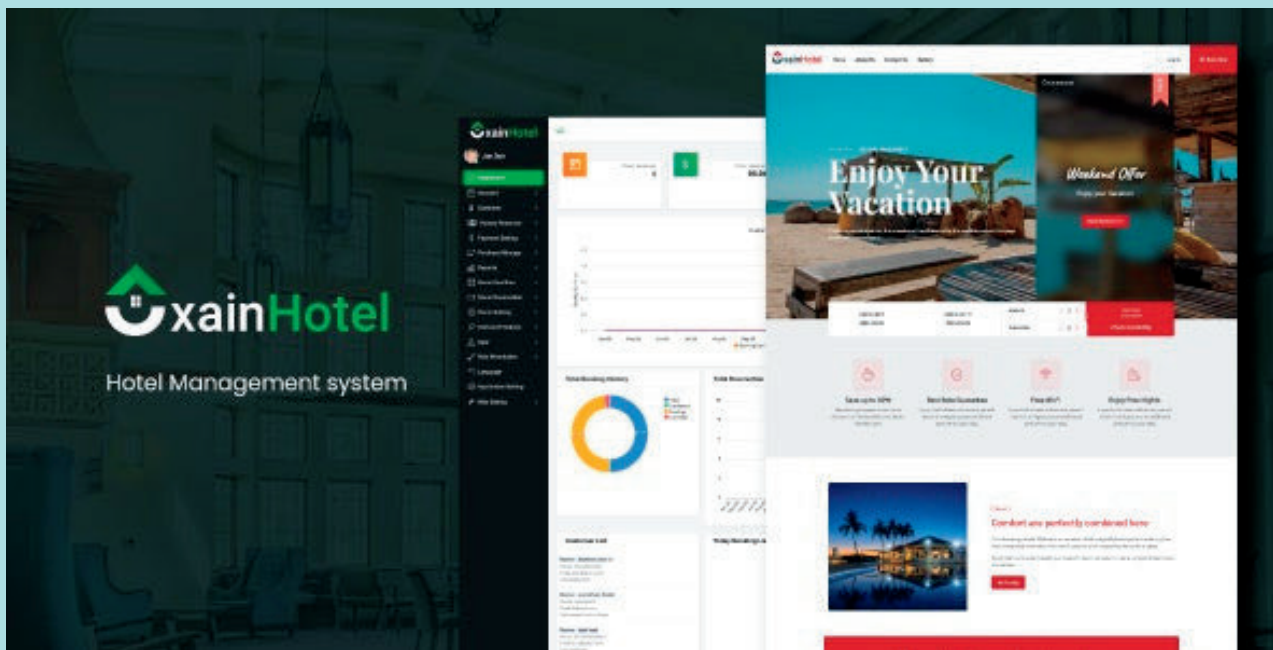
Release

The most awaited and important step! In this phase, the mobile app is submitted to the app store so that it is available for download. Following the guidelines of all the app stores and submission cycles, our developers ensure that the apps smoothly sail through the review process.

Technology Used



Project Overview



Our online Hotel Management System is a web application. This system is developed to automate day to day activity of a Hotel. It will help you to be more technical competencies such as serving, revenue management, accounting and facilities management. And from the admin panel, an admin user can monitor everything.

Project Features

Key Features of XainHotel :

- Display all conversation information and menu on any mobile device with a variant screen size. E.g. desktops, tablets, and smartphones. And Multi-Language can be supported.
- In the admin panel, it has a dashboard, where users can easily get information about Today Booking, Total customers, Total Amount, Total Booking, etc. with a graphical view.
- Admin panel for creating individual admin users, here admin can perform create, read, update, edit and delete operations on the menu.
- Admin will be able to create intent questionnaires and able to add individual users' role access permission such as for operator, admin, in-charge, and so many others.
- In the Role Permission module Admin can set role access for each admin/user, For example, Admin set role access for the operator, and set role for operator person only can read the dashboard, can check room booking and customer List, update the product, and can send Email or SMS, etc.
- Admin can view all users' information and can check their activities.
- With this system, you can send individual or multiple SMS to the target users and customers at a time.
- With this system, easily can check all Booking, Purchase, and Stock Reports.
- Easily can include, room facilities, products and product unit measurement terms.
- In this system, you will get room setting, and product purchase management options.
- From this system, you will get human resource management (HRM). The HRM module will help you to effectively management of people in your company so that they help their business. It is designed to maximize employee performance in the service of an employer's strategic objectives.
- Also, you will get an accounts Module. This is a user-friendly module to create and manage accounts reports and vouchers.

- Dashboard
- Accounts
- Customer
- Human Resource
- Payment Setting
- Purchase Manage
- Reports
- Room Facilities
- Room Reservation
- Room Setting
- Units and Product
- User
- Role Permission
- Language
- Application Setting
- Web Setting

Benefits of Hotel Management System

The benefit of services provided in the hotel and the relationship between those services and reduced risks of management-related problems. This will provide different business reports such as Booking Reports, Customer Reports, Product Purchase Reports, Stock Reports, Account summaries, and so many others. And daily & monthly different important reports with the graph are generated.

Xain Hotel Exclusive Features

Account
Feature

Super Admin
Panel

Room
Facility

Customer
Feature

Report
Module

Purchase
Module

Room
Reservation

Room
Setting

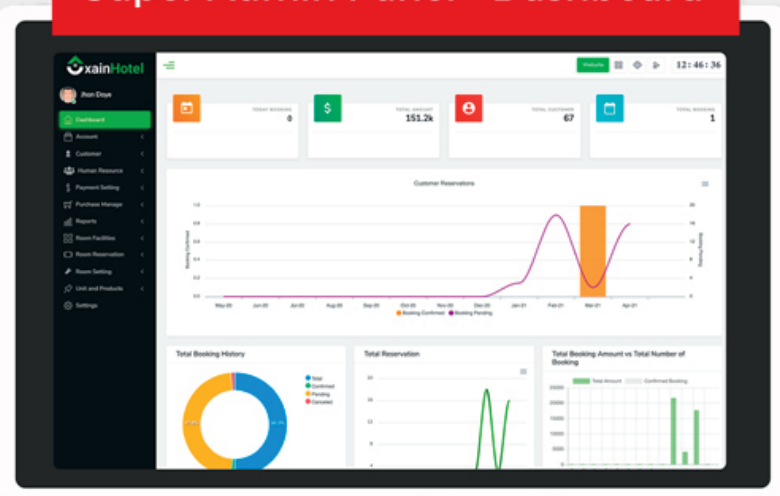
HRM
Module

Payment
Gateway

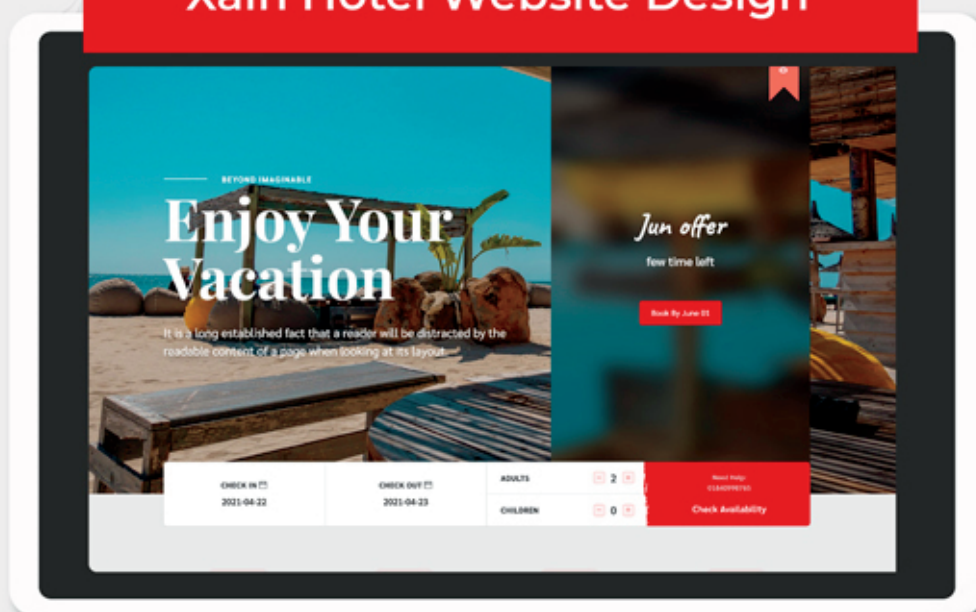


Xain Hotel Main Modules

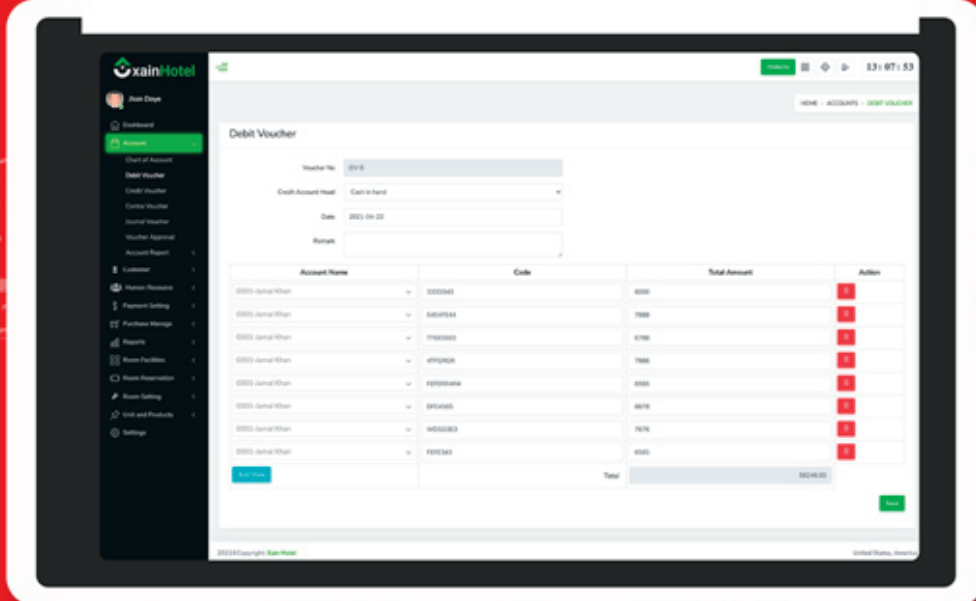
Super Admin Panel - Dashboard



Xain Hotel Website Design



Account Module



xainHotel | Home | Accounts | Debit Voucher

Debit Voucher

Voucher No:

Credit Account Head:

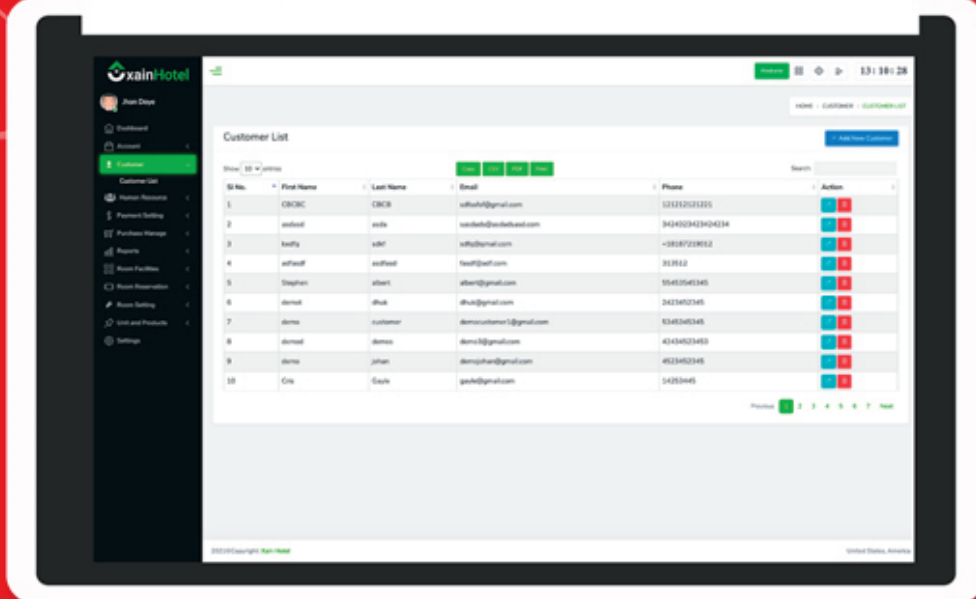
Date:

Remark:

Account Name	Code	Total Amount	Action
0000-Jamal Khan	00000000	8000	<input type="button" value="+"/>
0000-Jamal Khan	00000000	7000	<input type="button" value="+"/>
0000-Jamal Khan	00000000	6700	<input type="button" value="+"/>
0000-Jamal Khan	00000000	7000	<input type="button" value="+"/>
0000-Jamal Khan	00000000	8000	<input type="button" value="+"/>
0000-Jamal Khan	00000000	8070	<input type="button" value="+"/>
0000-Jamal Khan	00000000	7070	<input type="button" value="+"/>
0000-Jamal Khan	00000000	8000	<input type="button" value="+"/>
Total		58248.00	<input type="button" value="+"/>

2021 © Copyright Xain Hotel | United States, America

Customer Feature



xainHotel | Home | Customers | Customer List

Customer List

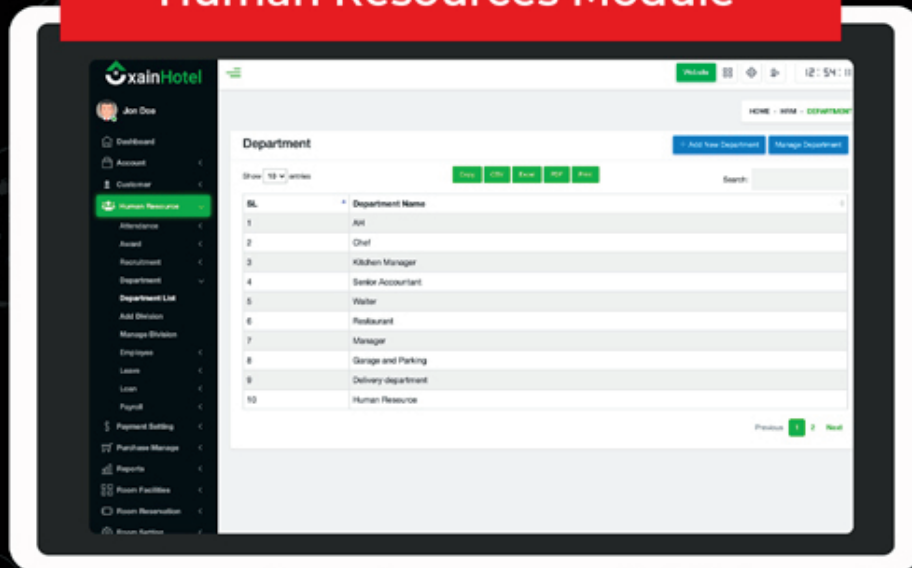
Show: 10 | 20 | 30 | 40 | 50 | 60 | 70 | 80 | 90 | 100 | All

Sl No.	First Name	Last Name	Email	Phone	Action
1	CRICK	CRICK	crick@crick.com	01212121212	<input type="button" value="+"/> <input type="button" value="-"/>
2	adolf	adolf	adolf@adolf.com	94450942342434	<input type="button" value="+"/> <input type="button" value="-"/>
3	keffy	keffy	keffy@keffy.com	+9897218912	<input type="button" value="+"/> <input type="button" value="-"/>
4	adolf	adolf	adolf@adolf.com	91912	<input type="button" value="+"/> <input type="button" value="-"/>
5	Stephen	Stephen	stephen@stephen.com	91412541345	<input type="button" value="+"/> <input type="button" value="-"/>
6	demis	demis	demis@demis.com	3423452345	<input type="button" value="+"/> <input type="button" value="-"/>
7	demis	customer	demiscustomer@gmail.com	9141254345	<input type="button" value="+"/> <input type="button" value="-"/>
8	demis	demis	demis@gmail.com	4343452345	<input type="button" value="+"/> <input type="button" value="-"/>
9	demis	john	demisjohn@gmail.com	4343452345	<input type="button" value="+"/> <input type="button" value="-"/>
10	Chris	Chris	chris@gmail.com	14253445	<input type="button" value="+"/> <input type="button" value="-"/>

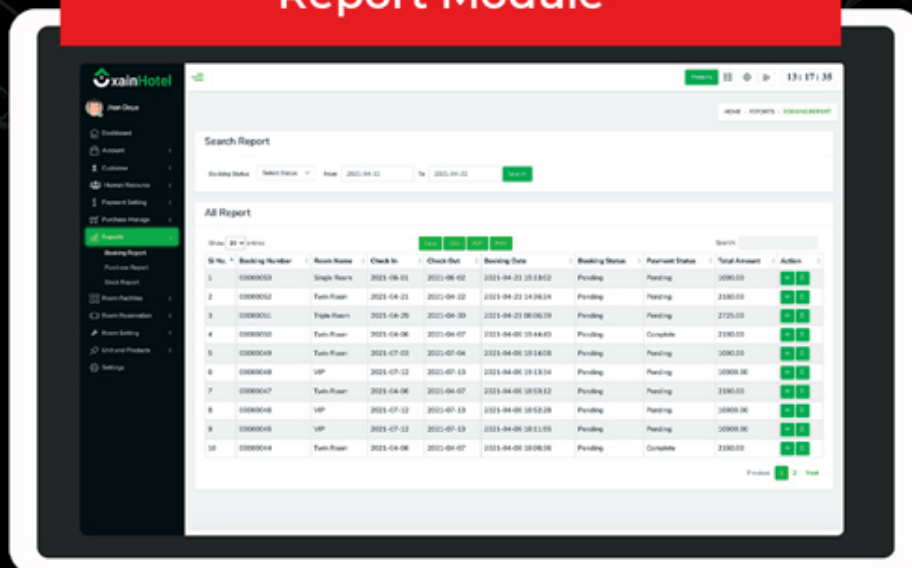
Previous Next

2021 © Copyright Xain Hotel | United States, America

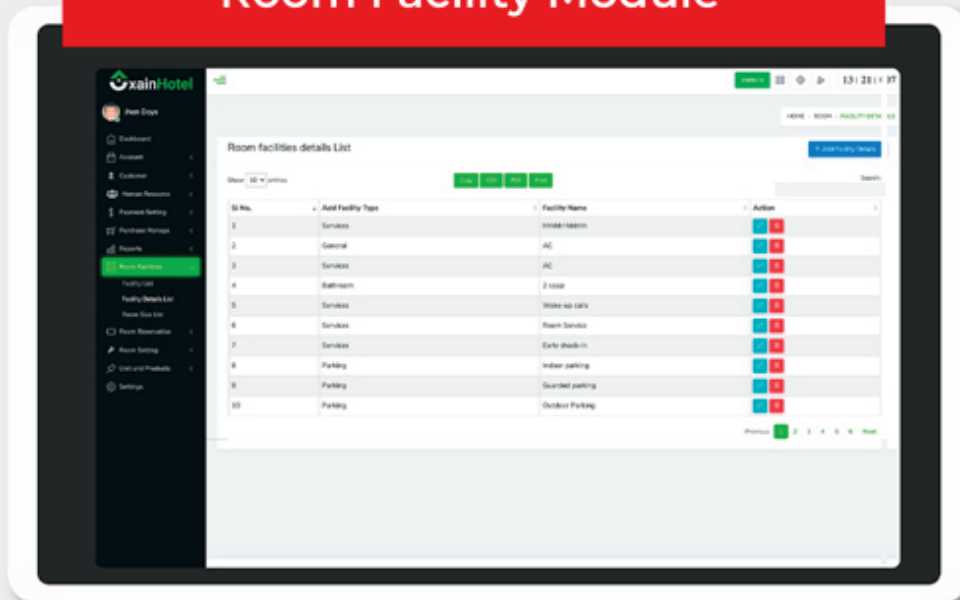
Human Resources Module



Report Module



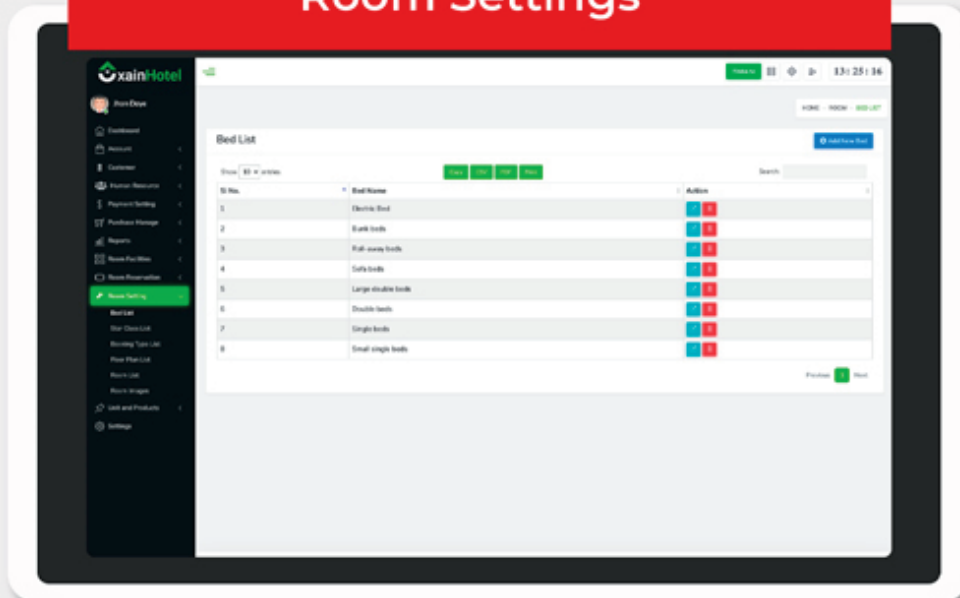
Room Facility Module



The screenshot shows the 'Room facilities details List' in the xainHotel system. The interface includes a sidebar with navigation options like Dashboard, Account, Customer, Human Resource, Payment Setting, Payment Manage, Reports, Room Facility, Room List, Room Reservation, Room Setting, and Unit and Products. The main content area displays a table of room facilities with columns for Sl No., Add Facility Type, Facility Name, and Action.

Sl No.	Add Facility Type	Facility Name	Action
1	Services	Breakfast	Add Edit Delete
2	General	AC	Add Edit Delete
3	Services	AC	Add Edit Delete
4	Bathroom	2 soap	Add Edit Delete
5	Services	Wake-up call	Add Edit Delete
6	Services	Room Service	Add Edit Delete
7	Services	Early check-in	Add Edit Delete
8	Parking	Indoor parking	Add Edit Delete
9	Parking	Guarded parking	Add Edit Delete
10	Parking	Outdoor Parking	Add Edit Delete

Room Settings

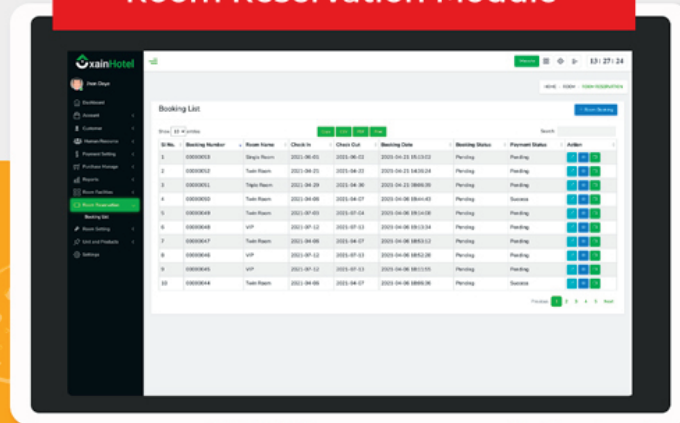


The screenshot shows the 'Bed List' in the xainHotel system. The interface includes a sidebar with navigation options like Dashboard, Account, Customer, Human Resource, Payment Setting, Payment Manage, Reports, Room Facility, Room List, Room Reservation, Room Setting, and Unit and Products. The main content area displays a table of bed settings with columns for Sl No., Bed Name, and Action.

Sl No.	Bed Name	Action
1	Electric Bed	Add Edit Delete
2	Electric beds	Add Edit Delete
3	Wall away beds	Add Edit Delete
4	Soft beds	Add Edit Delete
5	Large double beds	Add Edit Delete
6	Double beds	Add Edit Delete
7	Single beds	Add Edit Delete
8	Small single beds	Add Edit Delete



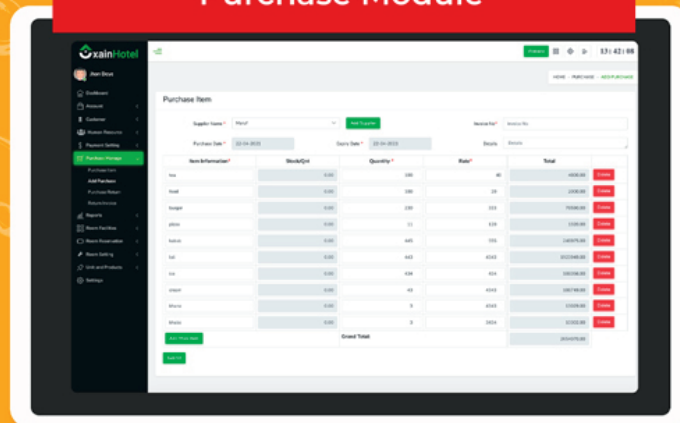
Room Reservation Module



The screenshot shows the 'Booking List' interface. It features a sidebar with navigation options like Home, Dashboard, Reports, and various reservation modules. The main content area displays a table of bookings with columns for S.No., Booking Number, Room Name, Check In, Check Out, Booking Date, Booking Status, Payment Status, and Action. The table lists 10 bookings, including Single Rooms and Twin Rooms, with various statuses like Pending, Success, and Cancelled.

S.No.	Booking Number	Room Name	Check In	Check Out	Booking Date	Booking Status	Payment Status	Action
1	00000001	Single Room	2021-06-01	2021-06-02	2021-04-21 18:13:13	Pending	Pending	[Edit] [Delete]
2	00000002	Twin Room	2021-06-01	2021-06-02	2021-04-21 18:13:13	Pending	Pending	[Edit] [Delete]
3	00000003	Twin Room	2021-06-01	2021-06-02	2021-04-21 18:13:13	Pending	Pending	[Edit] [Delete]
4	00000004	Twin Room	2021-06-01	2021-06-02	2021-04-21 18:13:13	Pending	Success	[Edit] [Delete]
5	00000005	Twin Room	2021-07-01	2021-07-02	2021-04-21 18:13:13	Pending	Pending	[Edit] [Delete]
6	00000006	VIP	2021-07-02	2021-07-03	2021-04-21 18:13:13	Pending	Pending	[Edit] [Delete]
7	00000007	Twin Room	2021-04-08	2021-04-09	2021-04-08 18:13:13	Pending	Pending	[Edit] [Delete]
8	00000008	VIP	2021-07-02	2021-07-03	2021-04-21 18:13:13	Pending	Pending	[Edit] [Delete]
9	00000009	VIP	2021-07-02	2021-07-03	2021-04-21 18:13:13	Pending	Pending	[Edit] [Delete]
10	00000010	Twin Room	2021-04-08	2021-04-09	2021-04-08 18:13:13	Pending	Success	[Edit] [Delete]

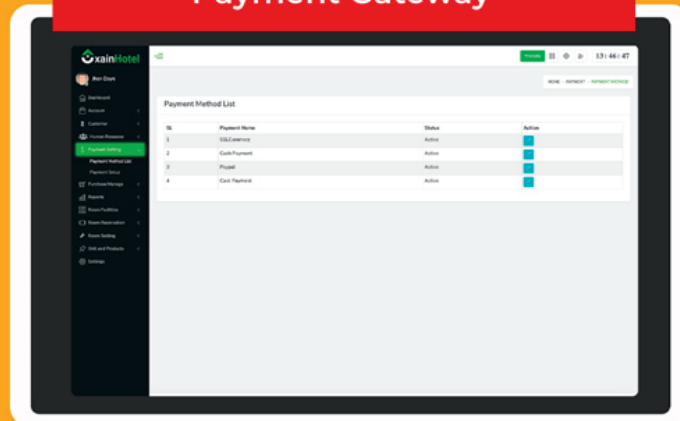
Purchase Module



The screenshot shows the 'Purchase Item' interface. It includes a sidebar with navigation options. The main content area displays a table of purchase items with columns for Item Name, Brand/Qty, Quantity, Rate, and Total. The table lists various items like Tea, Coffee, and Juice, with their respective quantities and rates. A 'Grand Total' is shown at the bottom of the table.

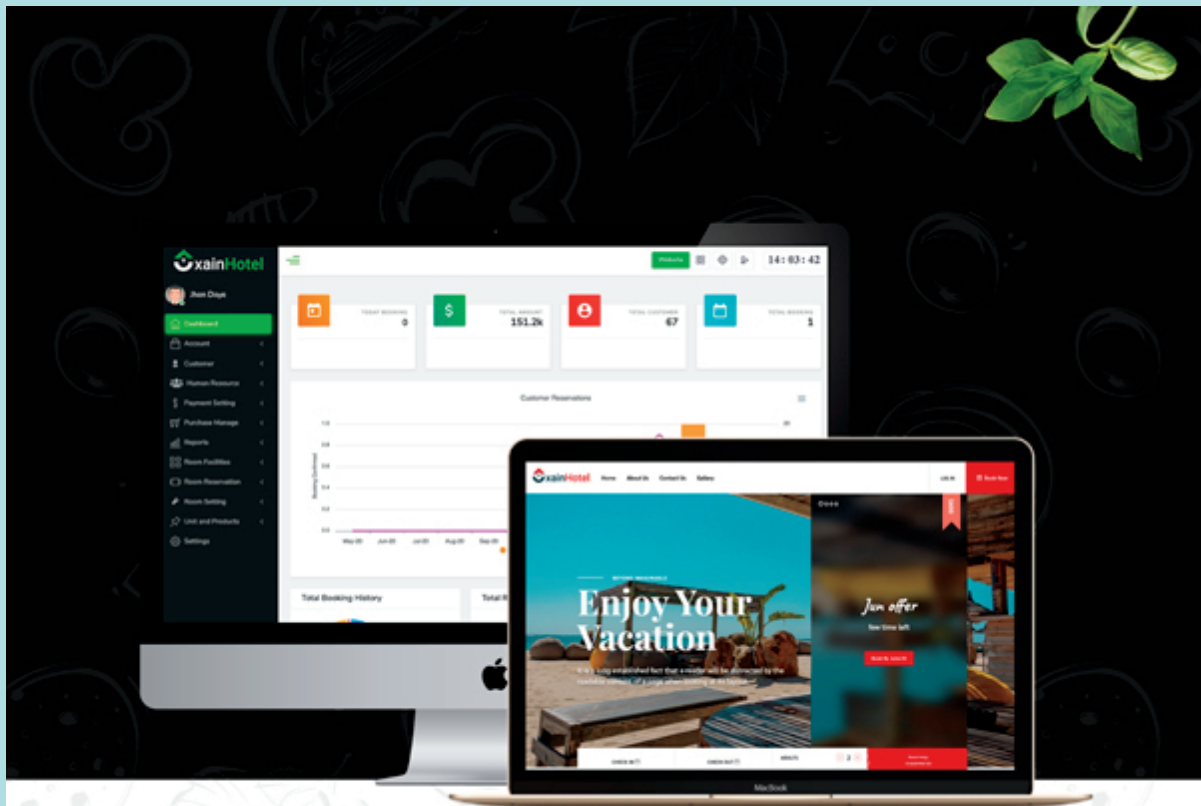
Item Name	Brand/Qty	Quantity	Rate	Total
Tea	100	100	40	4000.00
Coffee	100	100	20	2000.00
Juice	100	100	100	10000.00
Other	100	10	100	1000.00
Water	100	400	100	40000.00
Oil	100	400	400	16000.00
Gas	100	400	400	16000.00
Other	100	40	400	16000.00
Other	100	5	400	2000.00
Other	100	5	2000	10000.00
Grand Total				100000.00

Payment Gateway

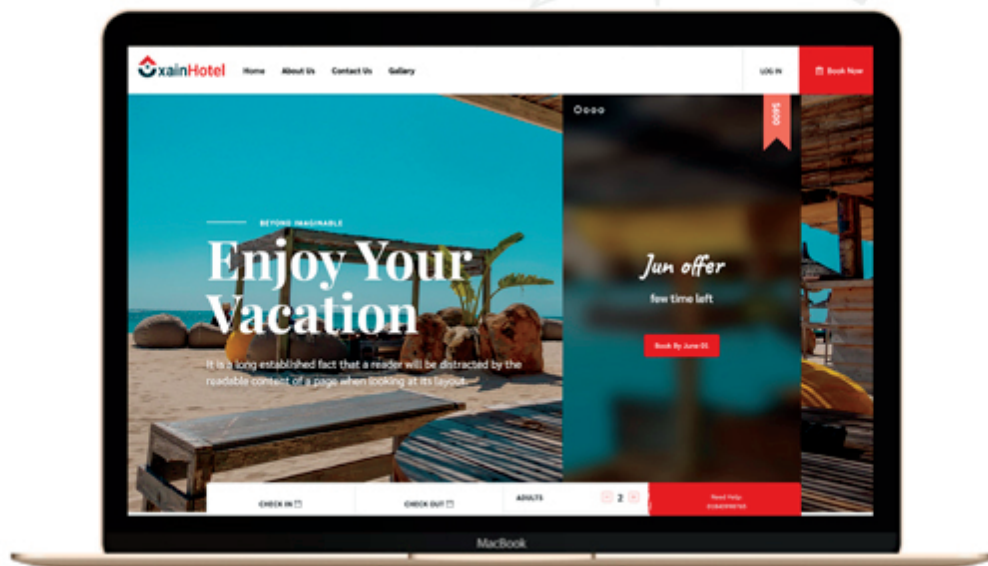


The screenshot shows the 'Payment Method List' interface. It features a sidebar with navigation options. The main content area displays a table of payment methods with columns for S.No., Payment Name, Status, and Action. The table lists four payment methods: Payment, Cash Payment, Prepaid, and Card Payment, all with a status of 'Active'.

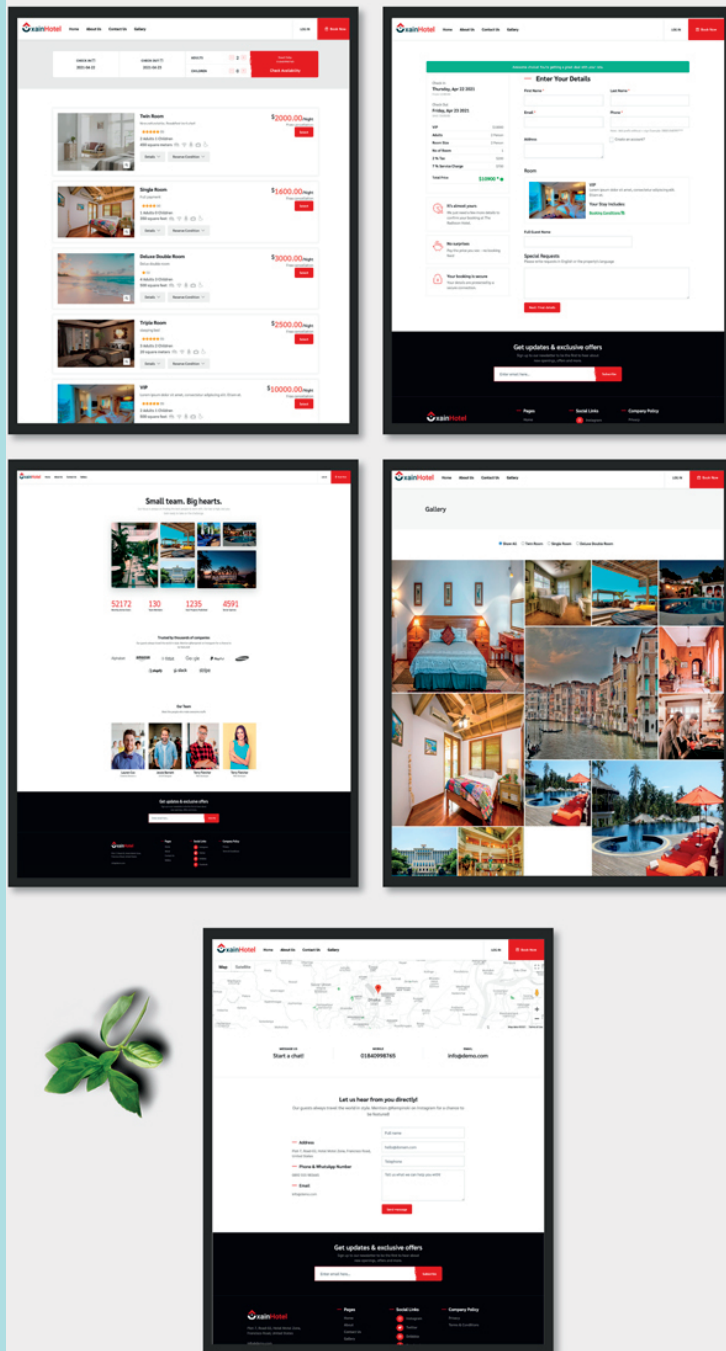
S.No.	Payment Name	Status	Action
1	Payment	Active	[Edit] [Delete]
2	Cash Payment	Active	[Edit] [Delete]
3	Prepaid	Active	[Edit] [Delete]
4	Card Payment	Active	[Edit] [Delete]



Choose Your
Favourite Theme



Others Awesome Page Layout



Project Demo

To test demo use the below credentials

Front End: <https://demo.technotronics.com/xain/>

Admin Login URL

URL: <https://demo.technotronics.com/xain/login>

Admin Login

User Name: demo@technotronics.com

Password: 123456789

Manager Login

User Name: manager@technotronics.com

Password: 123456789

Cashier Login

User Name: cashier@technotronics.com

Password: 123456789

Moderator Login

User Name: moderator@technotronics.com

Password: 123456789

Booking Login

User Name: booking@technotronics.com

Password: 123456789

Manager In-Charge Login

User Name: incharge@technotronics.com

Password: 123456789

Available Add-ons

Need to purchase separately

Add-on don't work stand alone to use an Add-on you must purchase Xain Hotel Management System

Facebook sign in

Facebook login customer.

The stripe payment gateway for hotel

Stripe payment gateway

WhatsApp Chat & Booking for hotel

WhatsApp Chat & Booking

Paystack for Hotel

Paystack payment gateway

Hall Room

Hall room reservation

Razorpay for hotel

Razorpay payment gateway.

Car Parking

Car parking for hotel guests

Day Closing

Close specific users' cash based on their counter

Duty Roster

Manage your hotel employee's shift time which is assigned in a different position and different time and get the employee list which is assigned in the current roster

House Keeping

The housekeeping module provides room service and laundry service and it also has a housekeeping android app for managing room cleaning with a QR code

Restaurant Module

This is a POS system. Using this module you can manage a restaurant and order food for In house customers, outside customers, and old customers.

Pool Booking

Manage your hotel swimming pool by Pool Booking System for in-house and outside customers and also for old customers

BigBlueButton Module

BigBlueButton Module ready for Infix LMS, we have it ready for the current version, and now you can start your Live Class from your own server

Transport Facility

Pick up and drop off Customer From the airport To the hotel or hotel to the airport based on customer opinion.

Pricing

<div> <div>Base Script</div> <div>₹ 1,20,000 + GST</div> <div>Web Based Xain - Hotel Management System with Website</div> </div>		<div> <div>Add-on</div> <div>₹ 52,000 + GST</div> <div>Restaurant Module</div> </div>	
<div> <div>Add-on</div> <div>₹ 38,000 + GST</div> <div>Hall Room</div> </div>	<div> <div>Add-on</div> <div>₹ 25,000 + GST</div> <div>WhatsApp Chat & Booking for hotel</div> </div>	<div> <div>Add-on</div> <div>₹ 25,000 + GST</div> <div>Paystack for hotel</div> </div>	<div> <div>Add-on</div> <div>₹ 25,000 + GST</div> <div>Stripe payment gateway for hotel</div> </div>
<div> <div>Add-on</div> <div>₹ 25,000 + GST</div> <div>Razorpay for hotel</div> </div>	<div> <div>Add-on</div> <div>₹ 25,000 + GST</div> <div>Car Parking</div> </div>	<div> <div>Add-on</div> <div>₹ 25,000 + GST</div> <div>Day Closing</div> </div>	<div> <div>Add-on</div> <div>₹ 25,000 + GST</div> <div>Duty Roster</div> </div>
<div> <div>Add-on</div> <div>₹ 25,000 + GST</div> <div>House Keeping</div> </div>	<div> <div>Add-on</div> <div>₹ 25,000 + GST</div> <div>Transport Facility</div> </div>	<div> <div>Add-on</div> <div>₹ 25,000 + GST</div> <div>Pool Booking</div> </div>	<div> <div>Add-on</div> <div>₹ 5,000 + GST</div> <div>Facebook sign in</div> </div>

With purchase you will get 6 month support, application code and lifetime update

Terms & Conditions

- All disputes will be subject to Indore, Madhya Pradesh, India Jurisdiction only.
- This estimate is not a contract or Bill / Invoice. It is our best guess at the total price to complete the work stated above, based upon initial discussion. If any price changes or price increases change will let you know in advance.
- In case, the customer cancels the project in between or before the completion of the project, TechnoTronixs at its own discretion may charge some amount depending on the work completed and effort put in by TechnoTronixs.
- Charges for services to be provided by TechnoTronixs are defined in the project quotation that the Client receives.
 - If you are purchasing a pre-developed product/application/software/script then 100% payment needs to pay in advance.
 - If you are getting an application developed from scratch then Charges are to pay in four instalments
 - An advance payment of twenty-five (25) per cent of the total amount.
 - On completion of 30% of the work amount, twenty-five (25) per cent of the total amount is to be paid.
 - On completion of the remaining 50% of the work, another twenty-five (25) per cent of the total amount is to be paid.
 - On completion of the remaining 80% of the work, another twenty-five (25) per cent of the total amount is to be paid.
- Payment should be done within the Due Date otherwise 21% p.a. interest will be charged
- The paid advance will not be returned in any condition if you cancel the project.
- Lifetime update you will get till we are working on the respective project.

Payment Information

Bank Name: State Bank of India

Account Type: Current

Account Name: TechnoTronixs

Account No: 40784171861

Branch: GOYAL NAGAR, INDORE, MP, INDIA

IFSC Code: SBIN0030412

Swift Code: SBININBB267

